

## Aspen Mobile for Students and Families

With Aspen's Student and Family portals, teachers, parents, and students have an arena for open communication. And, parents can see all of their children's information with a single login.

To access all features of the portals, log on to the full site by typing your district's Aspen URL into a web browser on your desktop or laptop computer.

For quick, convenient access to the portals, however, you can log on to Aspen Mobile, a streamlined, on-the-go version of Aspen that lets you check your or your student's information anytime, anywhere—even from your smartphone or tablet.

---

### Notes:

---

- Aspen Mobile adjusts based on the screen size of your mobile device or browser window. What you see might be slightly different than what is shown here.
- The following screenshots are based on the Family portal in Aspen Mobile. Students will see a slightly different set of screens.
- [To receive automatic notifications about district events, important news, grades entered, and other information, download and activate the Follett Notifications app.](#)

### To access Aspen Mobile for students and families:

1. On your mobile device, type your district's Aspen URL into the address bar of a web browser. The login page appears.

---

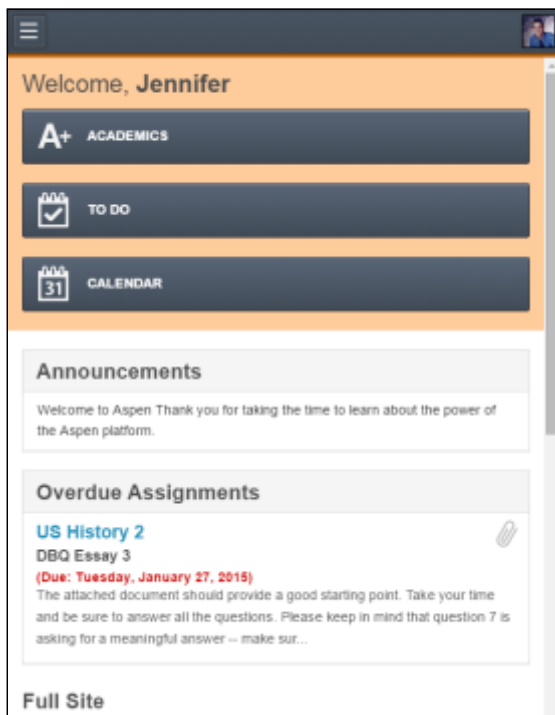
**Tip:** Create a bookmark or shortcut to Aspen Mobile on your device's Home screen.

---

2. Type your Aspen **Login ID** and **Password**, and click **LOG ON**. Aspen Mobile opens.

On your Home screen, the following information appears:

- District announcements
- Overdue assignments
- A link to the full site



You can use Aspen Mobile to see a variety of student information:

- [Tap Academics](#) to email teachers directly, if logged on as a parent or family member, and see details and assignments for each class.
- [Tap Attendance](#) to see overall, class, or day data.

---

**Note: Attendance** is available only in the Family portal in Aspen Mobile.

---


- [Tap To Do](#) to review assignments due today and tomorrow, as well as those that are overdue.
- [Tap Calendar](#) to see school and district events and assignments with due dates.
- [Tap Family](#) to see your student's demographics, attendance, conduct, and transcript data, depending on how your district or school set up the portal. You can also sign up for email subscriptions.

---

**Note: Family** is available only in the Family portal in Aspen Mobile.

---

- [Tap Pages](#) to get a quick peek at your school, class, and group information.


- [Tap Preferences](#)  to change any of your Aspen Mobile preferences.

---

**Note: Preferences** is available only in the Family portal in Aspen Mobile.

---

### To get around in Aspen Mobile:

- To access **Academics**, **To Do**, or **Calendar**, tap the appropriate name at the top of the Home screen.
- For any other option, tap  and then select what you want, such as **Pages**.
- For parents: If you have more than one student enrolled in your district, tap the student's photo in the upper-right corner and then the student's name.

